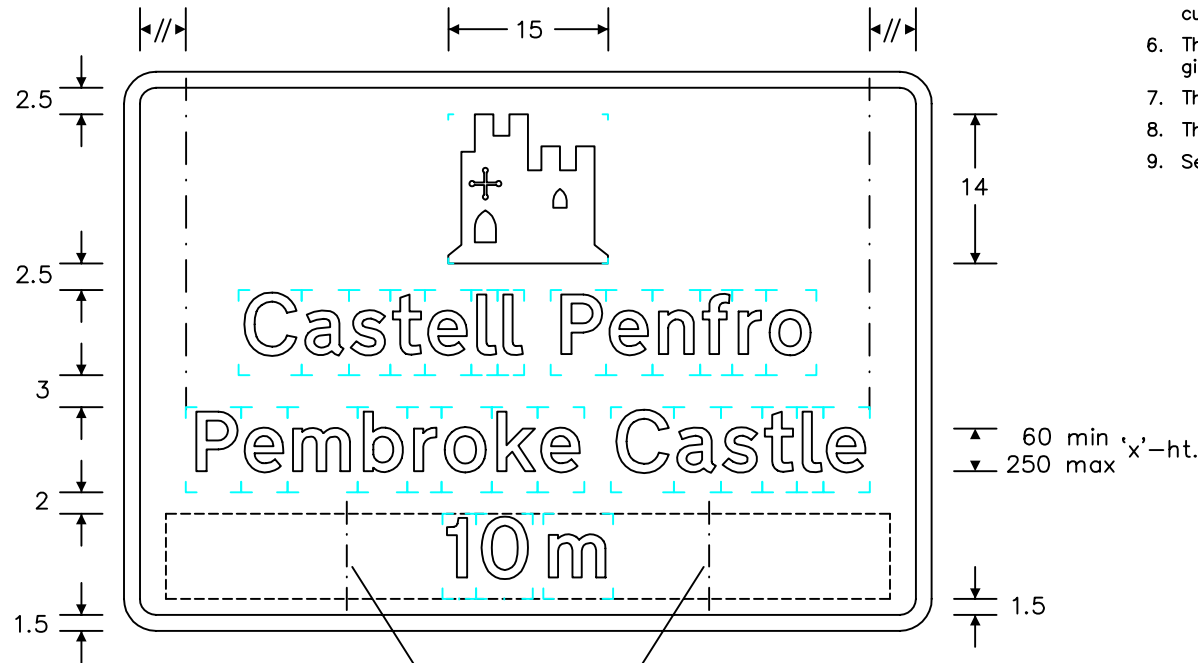
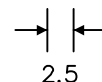
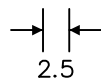
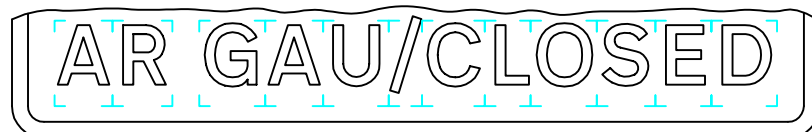


Notes: -

1. The legend is from the Transport Medium alphabet at the 'x'-heights shown.
2. The outlines of the tiles do not form part of the sign.
3. Details of the castle symbol are given on drawing T2.
4. The colours are as follows: -
 Legend, symbol & border ——— White
 Background ——— Brown
5. The illumination of the sign must accord with the requirements of the current 'Traffic Signs Regulations and General Directions'.
6. The 'x'-heights shown are given in millimetres, all other dimensions are given in stroke widths (i.e. 1s/w = 1/4'x'-height).
7. The sign is designed in accordance with the current design rules.
8. The order of languages may be reversed if required.
9. See sheet 2 for variant.

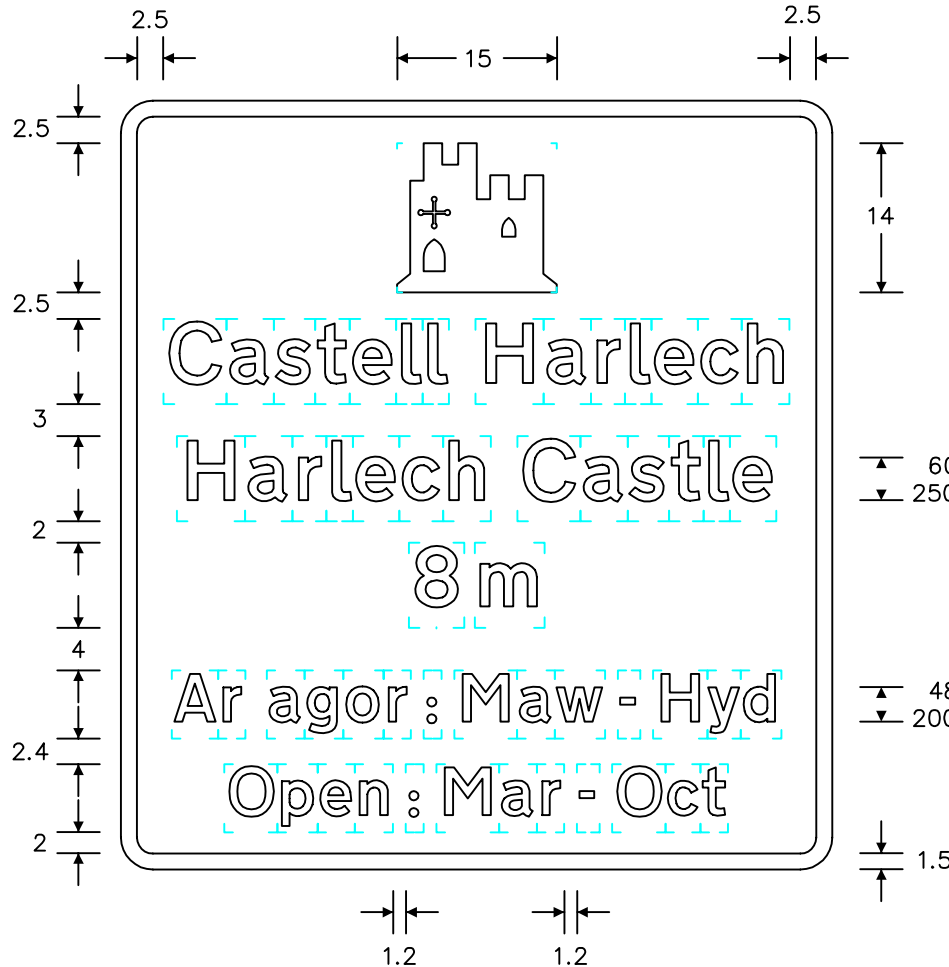


Hinges for flaps



The variant 'CLOSED' replacing the distance should not be used when opening times are displayed as shown on sheet 2.

REVISIONS	
1.	Redesigned, no. chgd. from WBM 765 25.6.97
2.	Redrawn & notes amended 21.8.00
3.	Redrawn & notes amended 24.6.04
4.	Variant added to sheet 2 3.1.06
Before using this drawing, confirm with RNM3 Division that it has not been superseded.	
Drn.	A.T.I. Appd.
Chkd.	Appl. date 7.11.86
Issue: 3.1.06	
Scale: Photo-reduced	
Title	
Tourist Attraction Sign	
DISTANCE AHEAD TO A TOURIST ATTRACTION	
WELSH ASSEMBLY GOVERNMENT	
Drwg. no.	WAG/P 2209
Sheet 1 of 2	



Notes:-

1. The legend is from the Transport Medium alphabet at the 'x'-heights shown.
2. The outlines of the tiles do not form part of the sign.
3. Details of the castle symbol are given on drawing T2.
4. The colours are as follows:-
Legend, symbol & border ——— White
Background ——— Brown
5. The illumination of the sign must accord with the requirements of the current 'Traffic Signs Regulations and General Directions'.
6. The 'x'-heights shown are given in millimetres, all other dimensions are given in stroke widths based on the 'x'-height of the 'Castle' legend (i.e. 1s/w = 1/4'x'-ht).
7. The sign is designed in accordance with the current design rules.
8. The order of languages may be reversed if required.
9. See sheet 1 for variant and other dimensions.

▲ 60 min 'x'-ht.
▼ 250 max

▲ 48 min 'x'-ht.
▼ 200 max

▼ 1.5
▲

REVISIONS	
1.	Redesigned, no. chgd. from WBM 765 25.6.97
2.	Redrawn & notes amended 21.8.00
3.	Redrawn & notes amended 24.6.04
4.	Variant added to sheet 2 3.1.06
Before using this drawing, confirm with RNM3 Division that it has not been superseded.	
Drn.	A.T.I. Appd.
Chkd.	Appl. date 7.11.86
Issue: 3.1.06	
Scale: Photo-reduced	
Title Tourist Attraction Sign	
DISTANCE AHEAD TO A TOURIST ATTRACTION (VARIANT)	
WELSH ASSEMBLY GOVERNMENT	
Drwg. no.	WAG/P 2209
Sheet 2 of 2	

The opening times legend may be expressed as a period of closure (e.g. Closed : Mondays)